



Read Write Inc. Phonics

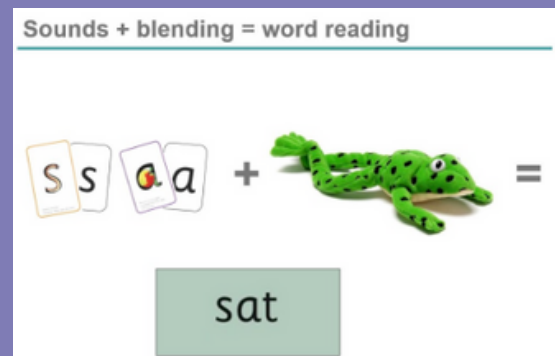
Reading at Winterton Primary School and Nursery

At Winterton Primary School and Nursery, we are passionate about helping every child become a confident and enthusiastic reader. To give our pupils the best possible start with their literacy journey, we use the Read Write Inc. (RWI) programme from Reception through to Year 2.

RWI is a highly effective and engaging phonics-based approach that supports children in learning to read, write, spell, and develop neat handwriting. It is designed to build fluency and confidence in early reading.

As part of the programme, children learn to:

1. Recognise letters (graphemes) and the sounds they represent
2. Blend these sounds to read words
3. Read words within sentences and stories



Once children have successfully completed the Read Write Inc. programme, they move on to our Off-Programme Reading Skills lessons, where they continue to develop deeper comprehension and reading fluency.

What Does a Read Write Inc. Lesson Look Like?

Each Read Write Inc. (RWI) lesson is made up of two key parts:

Speed Sounds Session – Children learn to read and write Set 1, 2, and 3 sounds, helping them build strong phonics skills.

Story Reading and Comprehension – Children read storybooks that match their phonics level, practising decoding, fluency, and comprehension.

Reading Books

During lessons, children read colour-banded books that have been carefully assessed to match their reading ability. They will also take home a reading book at the same level, allowing them to practise and reinforce their learning with confidence.

How RWI Is Delivered at Winterton Primary School

At Winterton Primary School, Read Write Inc. (RWI) is delivered throughout the Early Years Foundation Stage (EYFS) and Key Stage 1. All staff delivering RWI have received specialist training through the Ruth Miskin programme and continue to receive regular, high-quality training to ensure best practice.

We are committed to small group phonics teaching, allowing us to provide targeted support tailored to each child's stage of learning. Children are assessed regularly and grouped according to their current reading level. Each group is matched with a RWI colour-banded book, ensuring that every child is challenged appropriately and supported to make strong progress in their reading journey.

Reading with Read Write Inc. (RWI)

Through the Read Write Inc. programme, children develop essential reading skills in a fun, structured, and supportive environment. As they learn to read, children will:

- Develop fluency and confidence in reading
- Learn all 44 phoneme sounds and the 75 corresponding letter combinations, supported by memorable picture prompts
- Use Fred Talk to help 'sound out' words
- Practise blending sounds to read whole words
- Read engaging and lively stories that contain the sounds and words they have been taught
- Build comprehension skills through 'Find It' and 'Prove It' questions that encourage thoughtful discussion and understanding

This approach ensures that every child is equipped with the skills and confidence to become a successful reader from the very start of their learning journey.

Writing with Read Write Inc. (RWI)

Read Write Inc. also supports children in developing strong writing skills, hand in hand with their reading progress. As part of the programme, children will:

- Learn to spell accurately using their growing phonics knowledge
- Practise writing the letters and graphemes that represent the 44 sounds
- Use Fred Talk to segment words into sounds before writing them

This systematic approach helps children build a solid foundation in spelling, handwriting, and writing fluency, setting them up for success as confident young writers.

When will pupils take books home, and which ones will they receive?

Before pupils take home a colour banded book they will be exposed to 'ditties' which are short passages on an A4 sheet that pupils have already practised and sound blending books.




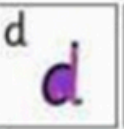

















Once children are ready, they will bring home a colour-banded book they've been reading at school, which will help them practise their fluency at home. This not only supports their reading development but also instills confidence, showing our young learners that they can read and achieve. The colour-banded book is introduced in the second part of the RWI lesson, known as 'Storybooks,' where they continue to build their reading skills. They will also bring home a 'Book Bag Book' that they haven't read before, but it contains the sounds they have been learning, providing further practice and reinforcement at home.



Children will learn the Set 1, Set 2, and Set 3 sounds throughout their time on Read Write Inc. (RWI) programme.

Read Write Inc. London
Desktop Speed Sounds Chart

Speed Sounds Set 1

m	a	s	d	t
				
i	n	p	g	o
				
c	k	u	b	f
				
e	l	h	sh	r
				
j	v	y	w	th
				
z	ch	qu	x	ng
				

Speed Sounds Set 2

ay 	ee 	igh 	ow 	oo 
oo 	ar 	or 	air 	ir 

Speed Sounds Set 3

ea 	oi 	a-e 	i-e 	o-e 	u-e 	aw 			
are 	ur 	er 	ow 	ai 	oa 	ew 	ire 	ear 	ure 

What Is Fred Talk?

At Winterton Primary School, we use Fred Talk throughout the school day and during Read Write Inc. (RWI) lessons to support early reading skills. Fred Talk helps children break words into individual sounds (phonemes) and blend them back together to read the full word.

For example:

F-R-E-D = Fred

P-L-A-Y = Play



This simple yet powerful technique helps children become confident and fluent readers by building their phonetic awareness and blending skills.

How Can I Help My Child with Reading at Home?

There are lots of fun and easy ways you can support your child's reading development at home:

- Visit the [Ruth Miskin website](#) for helpful videos and parent guides.
- Read a wide range of texts together – fiction, non-fiction, poetry, rhymes, and more.
- Talk about the different types of books and what makes them special.
- Discuss what you've read: ask questions, share thoughts, and explore the story or information together.
- Introduce and explain new words to build vocabulary.
- Most importantly, make reading fun! Share stories, laugh at silly rhymes, or follow a recipe together.
- Remember – reading opportunities are everywhere! Cereal boxes, shopping lists, road signs, menus, websites, magazines, and newspapers all count.

Creating a positive reading experience at home helps build a lifelong love of reading.